BRIONI 2 BT H2000 2000

[Art. 4599599552]

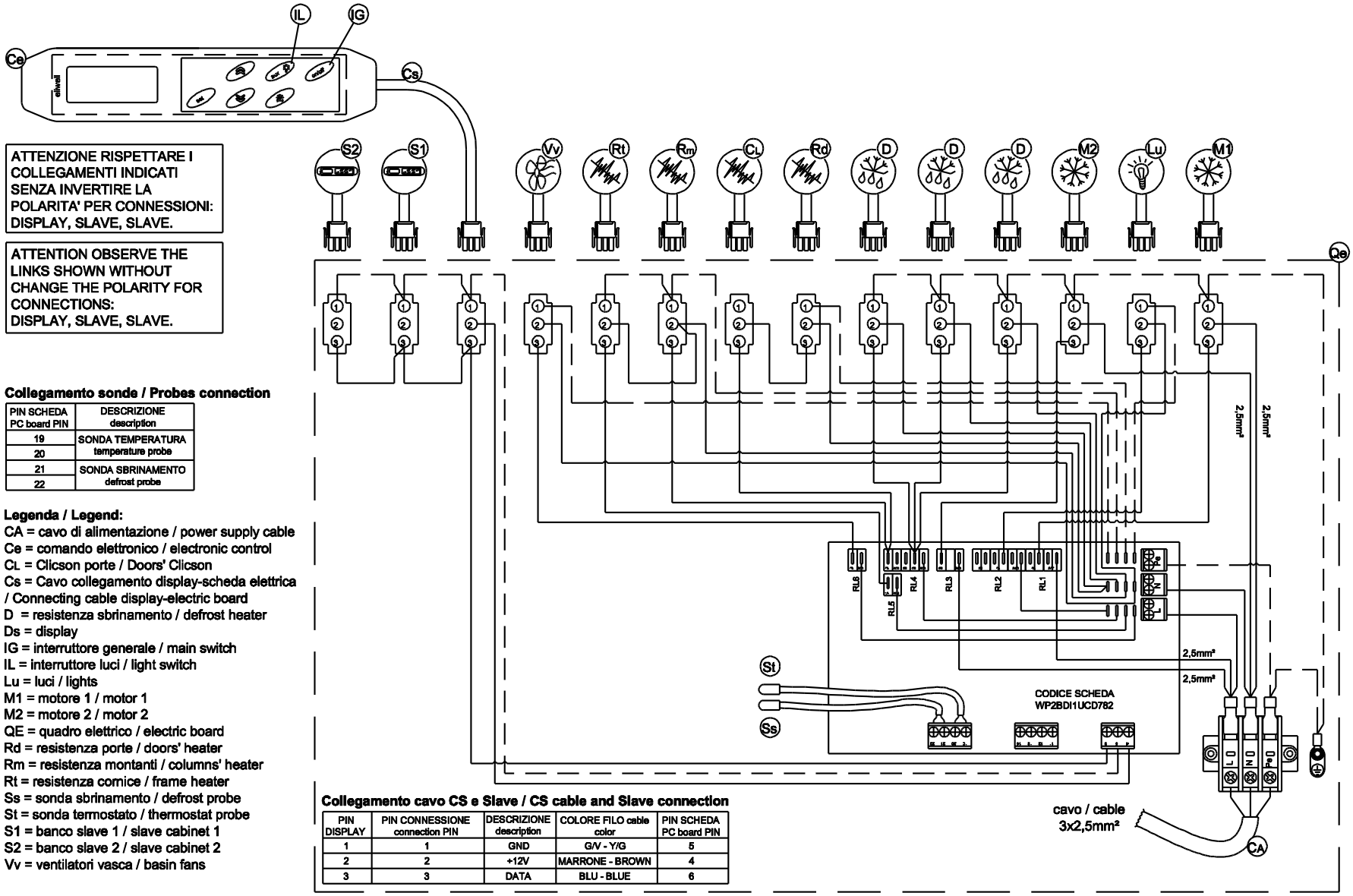

ATTENZIONE RISPETTARE I COLLEGAMENTI INDICATI SENZA INVERTIRE LA POLARITA' PER CONNESSIONI: DISPLAY, SLAVE, SLAVE.

ATTENTION OBSERVE THE LINKS SHOWN WITHOUT CHANGE THE POLARITY FOR CONNECTIONS: DISPLAY, SLAVE, SLAVE.

Collegamento sonde / Probes connection

PIN SCHEDA PC board PIN	DESCRIZIONE description
19	SONDA TEMPERATURA temperature probe
20	
21	SONDA SBRINAMENTO defrost probe
22	

Legenda / Legend:

CA = cavo di alimentazione / power supply cable
Ce = comando elettronico / electronic control
CL = Clicson porte / Doors' Clicson
Cs = Cavo collegamento display-scheda elettrica / Connecting cable display-electric board
D = resistenza sbrinamento / defrost heater
Ds = display
IG = interruttore generale / main switch
IL = interruttore luci / light switch
Lu = luci / lights
M1 = motore 1 / motor 1
M2 = motore 2 / motor 2
QE = quadro elettrico / electric board
Rd = resistenza porte / doors' heater
Rm = resistenza montanti / columns' heater
Rt = resistenza cornice / frame heater
Ss = sonda sbrinamento / defrost probe
St = sonda termostato / thermostat probe
S1 = banco slave 1 / slave cabinet 1
S2 = banco slave 2 / slave cabinet 2
Vv = ventilatori vasca / basin fans

Collegamento cavo CS e Slave / CS cable and Slave connection

PIN DISPLAY	PIN CONNESSIONE connection PIN	DESCRIZIONE description	COLORE FILO cable color	PIN SCHEDA PC board PIN
1	1	GND	G/V - Y/G	5
2	2	+12V	MARRONE - BROWN	4
3	3	DATA	BLU - BLUE	6

Schema für Kabeln und Leitungsanlage
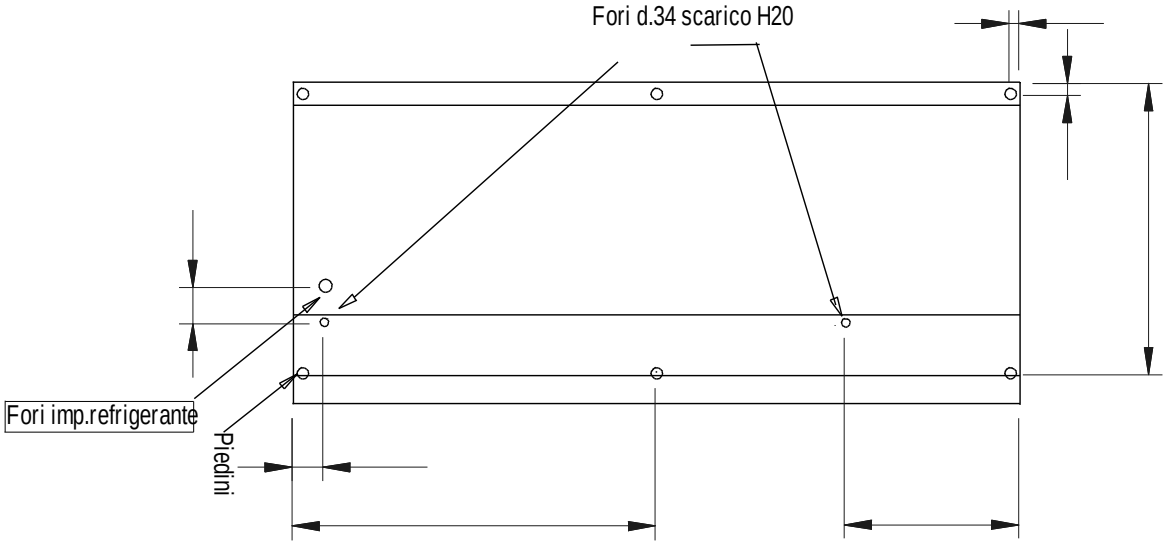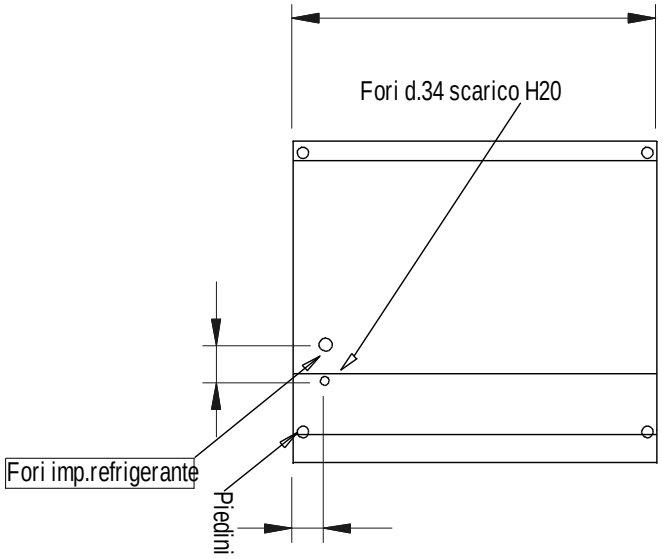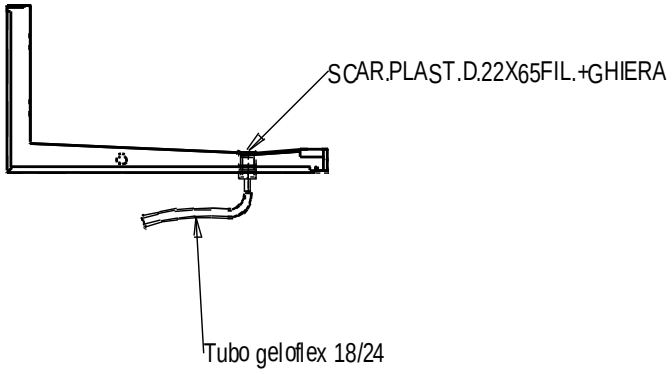
Diagram for cables and pipe installation