\\srv2016\LANUOVAGEL\TECNICO\06_Utilità\02_Loghi azienda\LOGO\NA_Logo_B_2017\LOGO NUOVAIR BN.png

NUOVAIR SRL
Via Padania, 9/C – 31020 San Vendemiano – Treviso – Italy
Tel. 0438/489097 – info@nuovair.com

CE

JOB NUMBER/SERIES	PART NUMBER	REFERENCE
A0001443	–	

Q.E. ABBATTITORE/SCHALTSCHRANK – BLAST CHILLER/SCHNELLKUEHLER N150-T1/N550-T2

ELECTRICAL SPECIFICATIONS		CARPENTRY	
Voltage power circuit (V)	400 a.c.	Cabinet	
		Height	
Auxiliary power circuit (V)	24 a.c.	Width	
	24 d.c.	Depth	
Frequency(Hz)	50	Grade IP	
Distribution system	TT	Form	
	3F+N+PE	Material	
Normal Current (A)		Door	
Max Current (A)	25		
Icn Current (KA) CEI EN 60898-1	6		
Icu Current (KA) CEI EN 60947-2 ☐Backup			

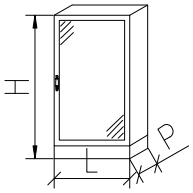

REVISION

REV.	MODIFICATIONS	DATE	SIGN.
A			

NOTES

Non è permesso consegnare a terzi o riprodurre questo documento nè, utilizzare il contenuto o renderlo comunque noto a terzi senza la nostra autorizzazione esplicita. Ogni infrazione comporta il risarcimento dei danni subiti. E' fatta riserva di tutti i diritti derivati da brevetti o modelli.

NUOVAIR
INNOVATION FOR REFRIGERATION

NUOVAIR S.R.L. - P.IVA: 04839590264
31020 San Vendemiano - Treviso - Italy
INFO@NUOVAIR.COM - WWW.NUOVAIR.COM

DATE	28/02/2023
DESIGNER	M.MASO
CHECKED	
APPROVED	

T1 / T2
Q.E. ABBATTITORE
COVER

MAT :
COM : A0001443
FILE : A0001443.DWG

1
FG. 2
F.S.

SIGLA COMPONENTI COMUNI

ES. 7QU1

- NUMERO PAGINA INSERIMENTO
- TIPO DI COMPONENTI COMUNI ES.:
  - QF - INTERRUTTORE AUTOMATICO
  - QS - SEZIONATORE
  - QU - SEZ. PORTA FUSIBILE
  - FU - PORTA FUSIBILE
  - KM - RELE' DI POTENZA
  - KA - RELE' AUSILIARIO
- PROGRESSIVO DI PAGINA

SIGLA FILO

ES. 7—1X

- NUMERO PAGINA INSERIMENTO
- PROGRESSIVO DI PAGINA
- OPZ. RIFERIMENTO DI FASE

SIGLA RINVIO

ES. 7—1 ▶ 9.6

- NUMERO FILO
- PAGINA DI RINVIO
- COLONNA SU PAGINA DI RINVIO

COLORI CONDUTTORI

Tratto dalla norma europea EN 60204-1

CONDUTTORE DI PROTEZIONE

GIALLO—VERDE

CIRCUITI DI POTENZA in AC e DC

FASE — NERO NEUTRO — BLU CHIARO

CIRCUITI AUSILIARI in AC con trasf. disacoppiatore ≤250V

ROSSO

CIRCUITI AUSILIARI in AC senza trasf. disacoppiatore

FASE — NERO NEUTRO — BLU CHIARO

CIRCUITI AUSILIARI in DC

BLU

CIRCUITI ALIMENTATI DA FONTE ESTERNA AL QUADRO

ARANCIONE

LISTA FOGLI \ INDEX

Foglio Sheet/Blatt	Descrizione Description \ Beschreibung	Revisione Revision 1	2	3	4	5	6	7	8	9	Foglio Sheet/Blatt	Descrizione Description \ Beschreibung	Revisione Revision 1	2	3	4	5	6	7	8	9
1	COPERTINA/Cover/ABDECKUNG																				
2	SPEC.COSTRUTTIVE/Construction spec./KONSTRUKTIVE SPEZIF.																				
3	INDICE/INDEX/INDEX																				
4	LEGENDA SIMBOLI/ Symbollegende / Symbol legend																				
8	LAYOUT																				
9	LAYOUT																				
10	CIRCUITO DI POTENZA / Stromkreis / Power circuit																				
11	CIRCUITO DI POTENZA / Stromkreis / Power circuit																				
13	VENTILATORI / LÜFTER / Fans																				
18	STEUERL.ZUM EXT.AGG./Com. connection with remote cond.unit																				
20	C.A.SOLENOIDE/Solenoid aux.circuit/STROMKREIS MAGENTV.																				
21	PANNELLO DI CONTROLLO / Touchscreen/ Control panel																				
22	CENTRALINA / Steuergerät / Control unit																				
23	CENTRALINA / Steuergerät / Control unit																				
25	INGRESSI / Eingänge / Inputs																				
26	USCITE / Ausgänge / Outputs																				
27	VALV.ELETTR./ELEKTR EXPANSIONSVENTIL / Electronic valve																				
31	S.WIRELESS / KABELLOSER KT-FUEHLER/ Wireless probe																				
32	MORSETTIERE / Klemmleiste / Terminal Blocks																				
33	MORSETTIERE / Klemmleiste / Terminal Blocks																				
34	MORSETTIERE / Klemmleiste / Terminal Blocks																				
35	MORSETTIERE / Klemmleiste / Terminal Blocks																				
36	DISTINTA MATERIALI / Stückliste / Part list																				

NUOVAIR
INNOVATION FOR REFRIGERATION

NUOVAIR S.R.L. - P.IVA: 04839590264
31020 San Vendemiano - Treviso - Italy
INFO@NUOVAIR.COM - WWW.NUOVAIR.COM

DATE	28/02/2023
DESIGNER	M.MASO
CHECKED	
APPROVED	

T1 / T2
Q.E. ABBATTITORE

INDICE
INDEX

MAT :
COM : A0001443
FILE : A0001443.DWG

3
FG. 4
F.S.

Sim.\Sym.	File	Descrizione\Description\Beschreibung
	B10_N	*Pressure to current transducer* Trasduttore di pressione/corrente *Druckaufnehmer*
	E10_N	*Three-phase fan with PE* Ventilatore trifase con PE *DREHSTROM-LUEFTER MIT PE*
	G1_N	*Current converter AC-DC single phase* Convertitore di corrente AC-DC monofase *WECHSELRICHTER AC/DC 1- PHASIG*
	Q21_N	*Unipolar automatic switch with thermal and electromagnetic overload releases* Interruttore automatico unipolare con sganciatori di sovraccarico termico ed elettromagnetico *EINPHASIGER UEBERSTROMAUSLOESER*
	Q22_N	*Bipolar automatic switch with thermal and electromagnetic overload releases* Interruttore automatico bipolare con sganciatori di sovraccarico termico ed elettromagnetico *BIPOLARER UEBERSTROMAUSLOESER*
	Q790_N	*Switch-disconnector tripolar maneuver with locking device* Interruttore-sezionatore di manovra tripolare con dispositivo di blocco *REPARATURSCHALTER*
	Q177_N	*Automatic circuit breaker 3 pole with release of magnetic overload* Interruttore automatico tripolare con sganciatore di sovraccarico magnetico *SICHERUNGSAUTOMAT*
	R1_N	*Resistor* Resistenza *HEIZWIDERSTAND*
	S10_N	*Limit switch NO* Fine corsa NO *POTENZIALFREIER SCHLIESSER*
	T3_N	*Single-phase transformer with screen* Trasformatore monofase con schermo *EINPHASIGER TRANSFORMATOR*
	Y2_N	*Solenoid valve closed (at opening)* Elettrovalvola Chiusa (in apertura) *MAGNETVENTIL GESCHLOSSEN (IN OEFFNUNG)*

Sim.\Sym.	File	Descrizione\Description\Beschreibung
	KA1_N	*Relay coil* Bobina rele' Ausiliario *SCHUETZ-SPULE*
	BLK61	*Consent* Consenso *SCHLIESSER-KONTAKT*
	BLK121	*Temperature Probe* Sonda Temperatura *Temperaturfühler*
		Buzzer Cicalino *Summer*

NUOVAIR
INNOVATION FOR REFRIGERATION

NUOVAIR S.R.L. - P.IVA: 04839590264
31020 San Vendemiano - Treviso - Italy
INFO@NUOVAIR.COM - WWW.NUOVAIR.COM

DATE	28/02/2023	T1 / T2 Q.E. ABBATTITORE	MAT :
DESIGNER	M.MASO		COM : A0001443
CHECKED		LEGENDA SIMBOLI *Symbollegende / Symbol legend*	FILE : A0001443.DWG
APPROVED			

4

FG. 8
F.S.

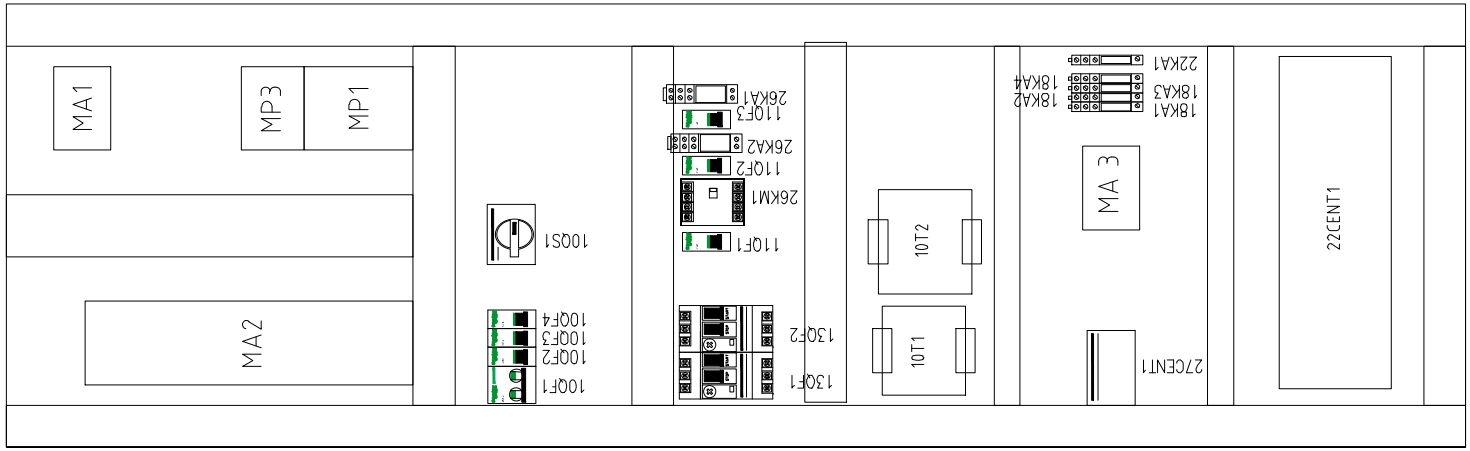

NUOVAIR
INNOVATION FOR REFRIGERATION

NUOVAIR S.R.L. - P.IVA: 04839590264
31020 San Vendemiano - Treviso - Italy
INFO@NUOVAIR.COM - WWW.NUOVAIR.COM

DATE	28/02/2023	T1 / T2
DESIGNER	M.MASO	Q.E. ABBATTITORE
CHECKED		LAYOUT
APPROVED		

MAT :
COM : A0001443
FILE : A0001443.DWG

8
FG. 9
F.S.

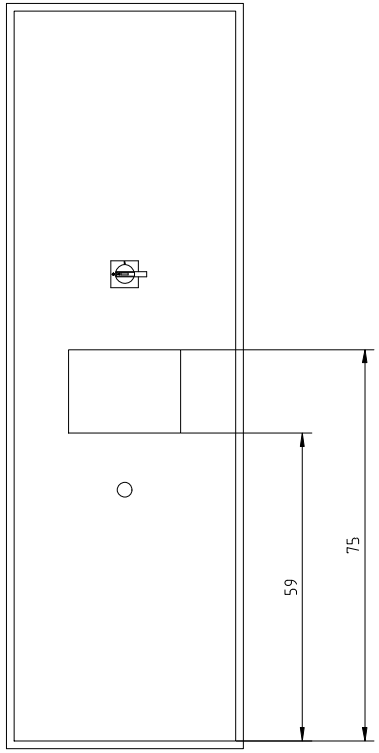

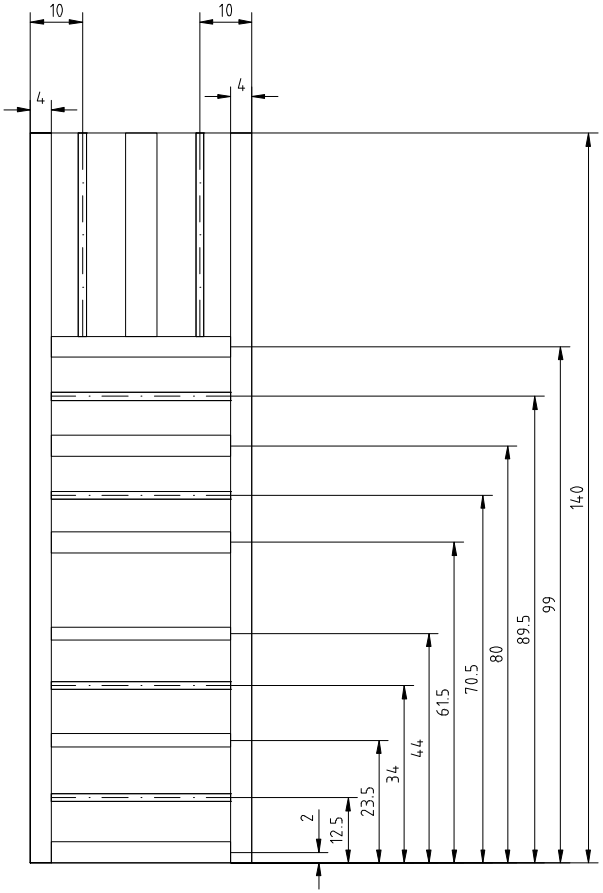

NUOVAIR
INNOVATION FOR REFRIGERATION

NUOVAIR S.R.L. - P.IVA: 04839590264
31020 San Vendemiano - Treviso - Italy
INFO@NUOVAIR.COM - WWW.NUOVAIR.COM

DATE	28/02/2023	T1 / T2	MAT :	9
DESIGNER	M.MASO	Q.E. ABBATTITORE	COM : A0001443	FG. 10
CHECKED		LAYOUT	FILE : A0001443.DWG	F.S.
APPROVED				

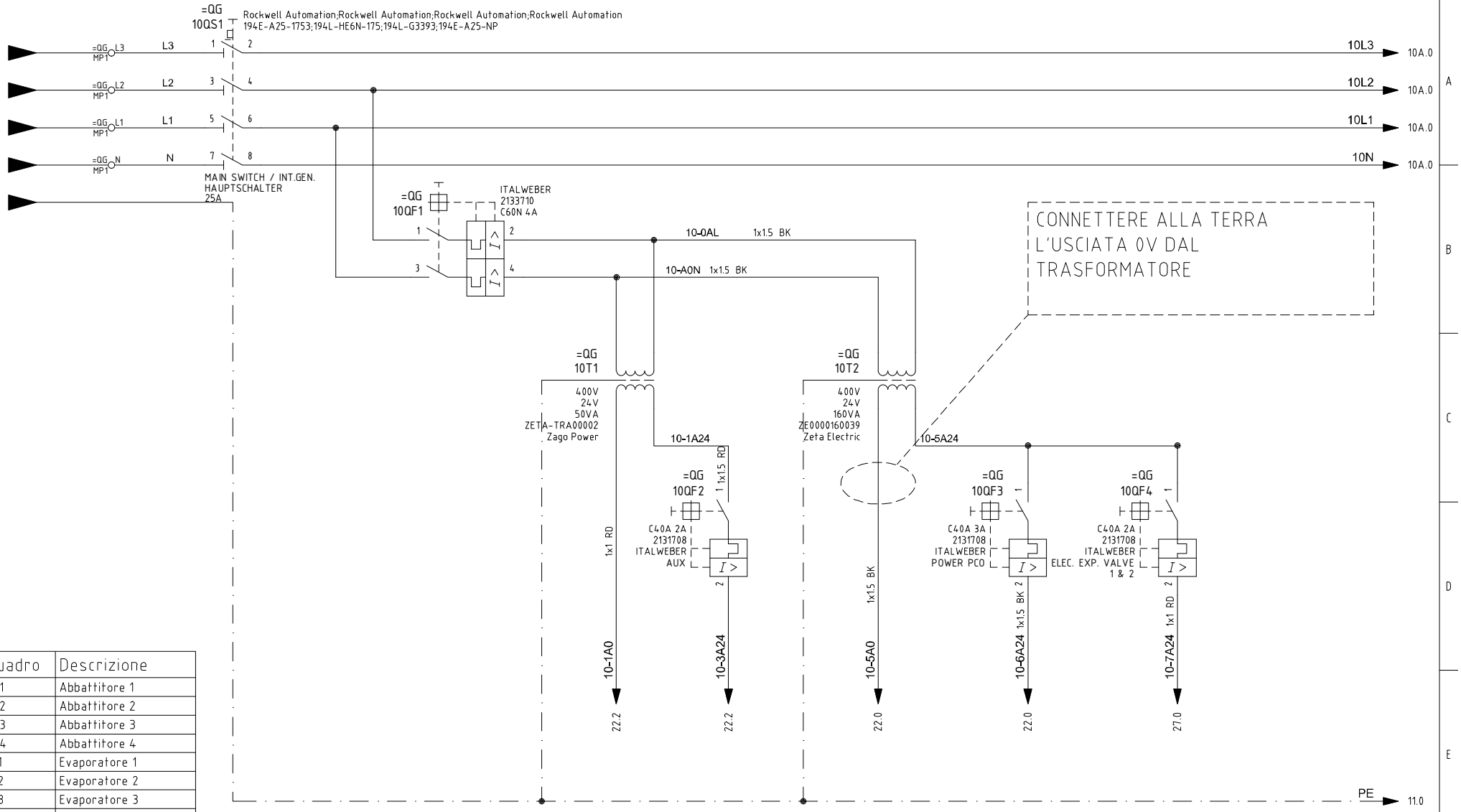

Quadro	Descrizione
=A1	Abbattitore 1
=A2	Abbattitore 2
=A3	Abbattitore 3
=A4	Abbattitore 4
=E1	Evaporatore 1
=E2	Evaporatore 2
=E3	Evaporatore 3
=QG	Quadro Generale
=U1	Unità Compressori

NUOVAIR
INNOVATION FOR REFRIGERATION

NUOVAIR S.R.L. - P.IVA: 04839590264
31020 San Vendemiano - Treviso - Italy
INFO@NUOVAIR.COM - WWW.NUOVAIR.COM

DATE	28/02/2023	T1 / T2
DESIGNER	M.MASO	Q.E. ABBATTITORE
CHECKED		CIRCUITO DI POTENZA
APPROVED		*Stromkreis / Power circuit*

MAT :
COM : A0001443
FILE : A0001443.DWG

10
FG. 10A
F.S.

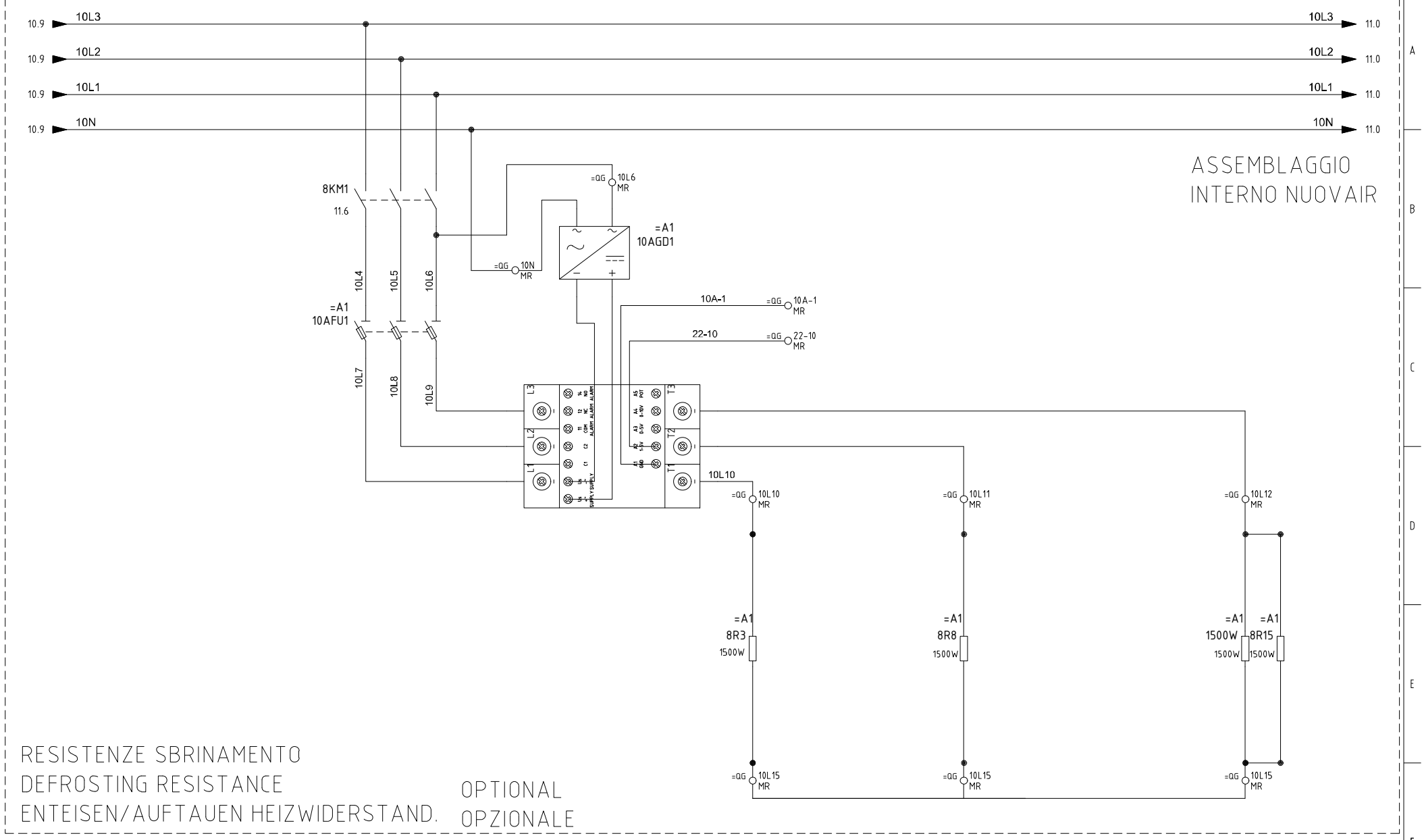

NUOVAIR
INNOVATION FOR REFRIGERATION

NUOVAIR S.R.L. - P.IVA: 04839590264
31020 San Vendemiano - Treviso - Italy
INFO@NUOVAIR.COM - WWW.NUOVAIR.COM

DATE	28/02/2023	T1 / T2 Q.E. ABBATTITORE	MAT :
DESIGNER	M.MASO		COM : A0001443
CHECKED			FILE : A0001443.DWG
APPROVED			

10A
FG. 11
F.S.

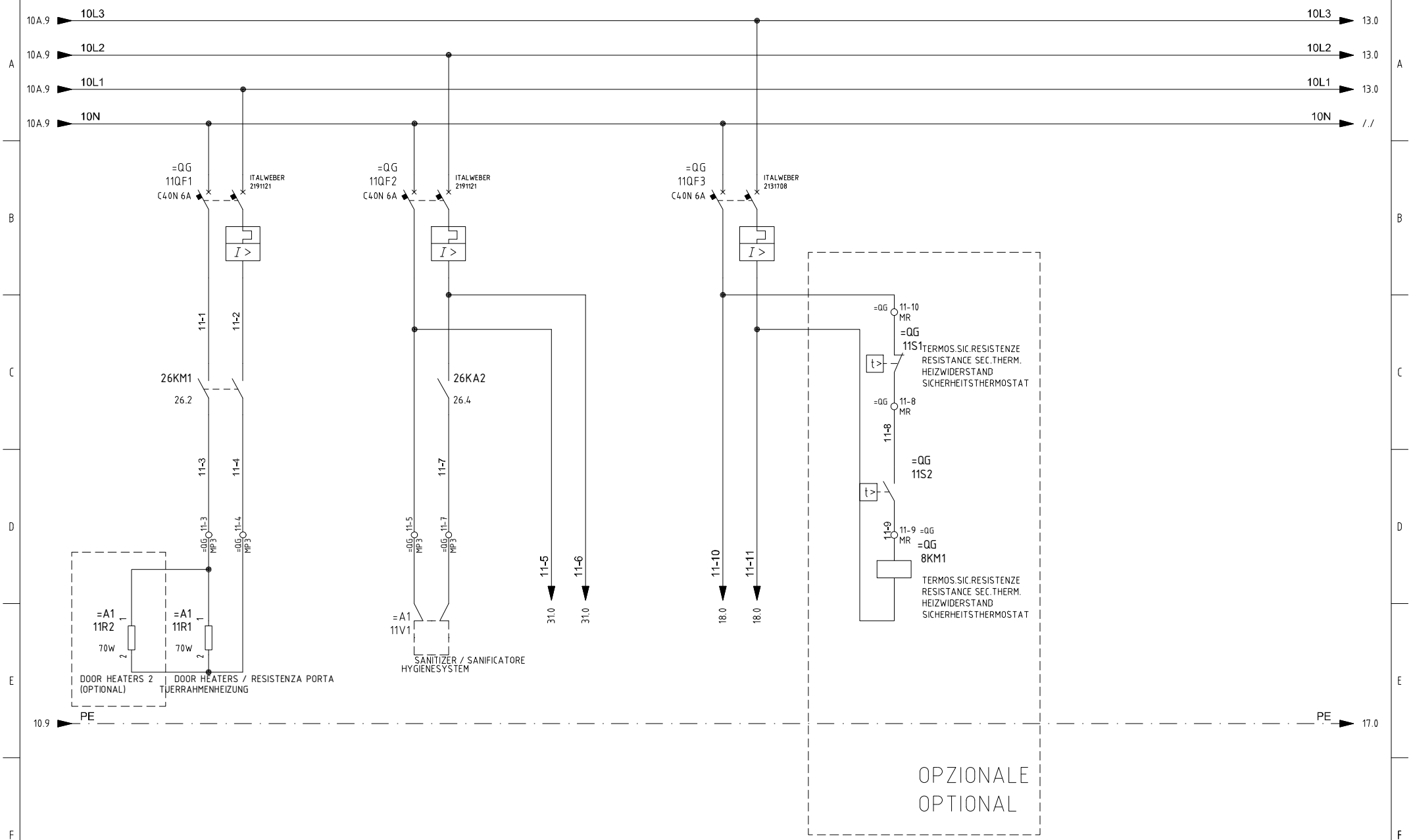

NUOVAIR
INNOVATION FOR REFRIGERATION

NUOVAIR S.R.L. - P.IVA: 04839590264
31020 San Vendemiano - Treviso - Italy
INFO@NUOVAIR.COM - WWW.NUOVAIR.COM

DATE	28/02/2023	T1 / T2
DESIGNER	M.MASO	Q.E. ABBATTITORE
CHECKED		CIRCUITO DI POTENZA
APPROVED		*Stromkreis / Power circuit*

MAT :
COM : A0001443
FILE : A0001443.DWG

11
FG. 12
F.S.

NUOVAIR
INNOVATION FOR REFRIGERATION

NUOVAIR S.R.L. - P.IVA: 04839590264
31020 San Vendemiano - Treviso - Italy
INFO@NUOVAIR.COM - WWW.NUOVAIR.COM

DATE	28/02/2023
DESIGNER	M.MASO
CHECKED	
APPROVED	

T1 / T2
Q.E. ABBATTITORE

MAT :
COM : A0001443
FILE : A0001443.DWG

12
FG. 13
F.S.

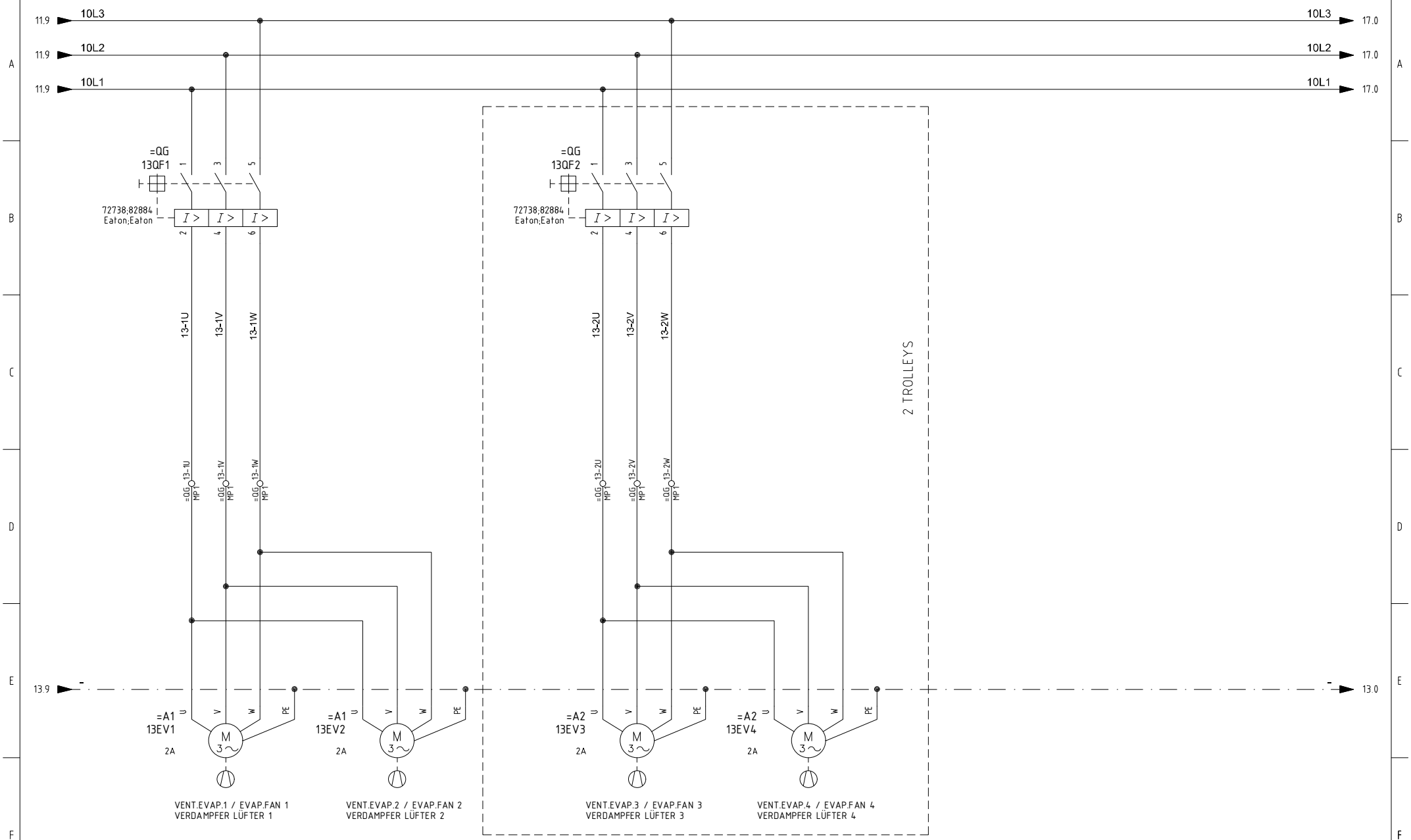

NUOVAIR
INNOVATION FOR REFRIGERATION

NUOVAIR S.R.L. - P.IVA: 04839590264
31020 San Vendemiano - Treviso - Italy
INFO@NUOVAIR.COM - WWW.NUOVAIR.COM

DATE	28/02/2023	T1 / T2
DESIGNER	M.MASO	Q.E. ABBATTITORE
CHECKED		VENTILATORI
APPROVED		*LÜFTER / Fans*

MAT :
COM : A0001443
FILE : A0001443.DWG

13
FG. 17
F.S.

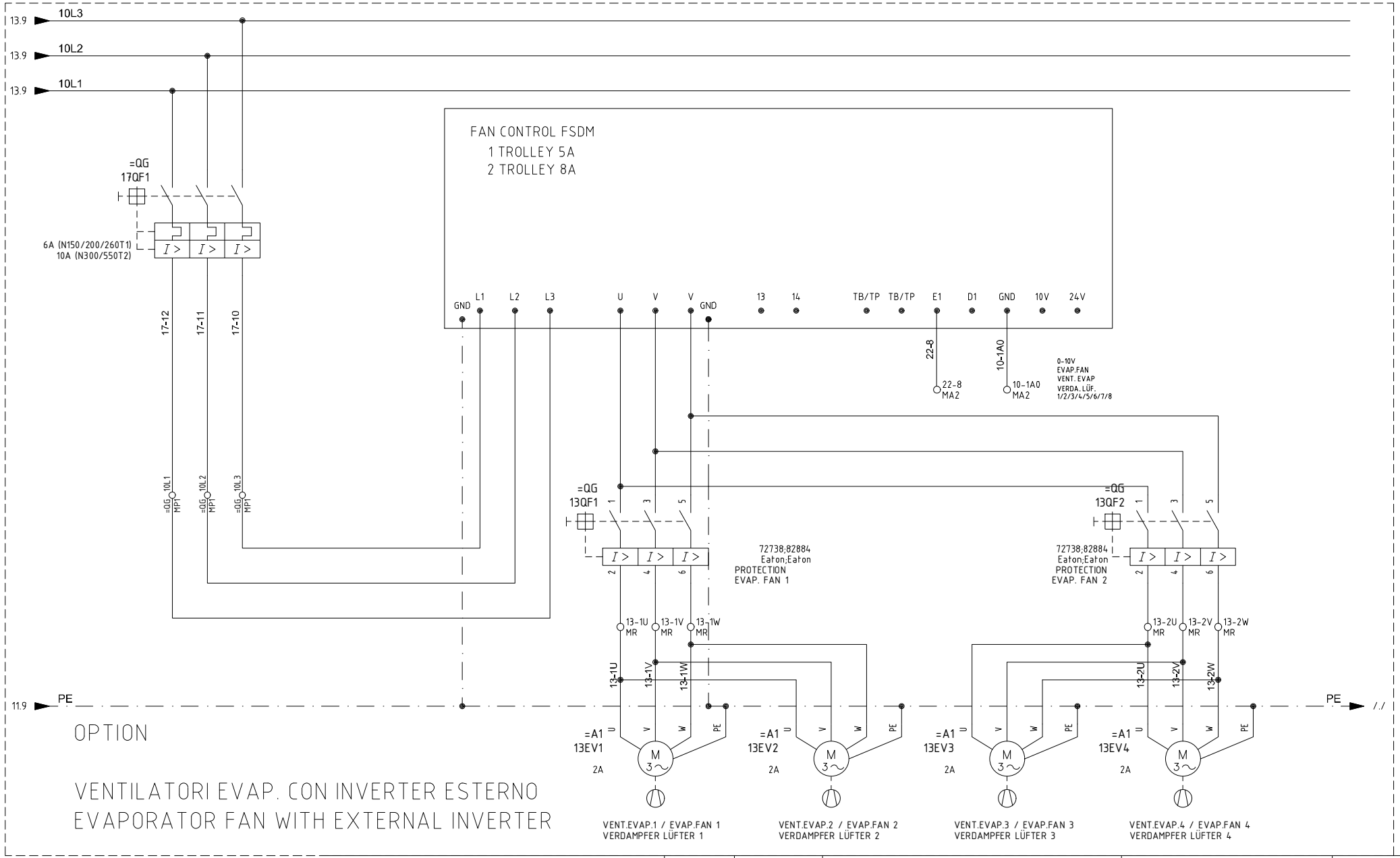

OPTION

VENTILATORI EVAP. CON INVERTER ESTERNO
EVAPORATOR FAN WITH EXTERNAL INVERTER

NUOVAIR
INNOVATION FOR REFRIGERATION

NUOVAIR S.R.L. - P.IVA: 04839590264
31020 San Vendemiano - Treviso - Italy
INFO@NUOVAIR.COM - WWW.NUOVAIR.COM

DATE	28/02/2023
DESIGNER	M.MASO
CHECKED	
APPROVED	

T1 / T2
Q.E. ABBATTITORE

MAT :
COM : A0001443
FILE : A0001443.DWG

17
FG. 18
F.S.

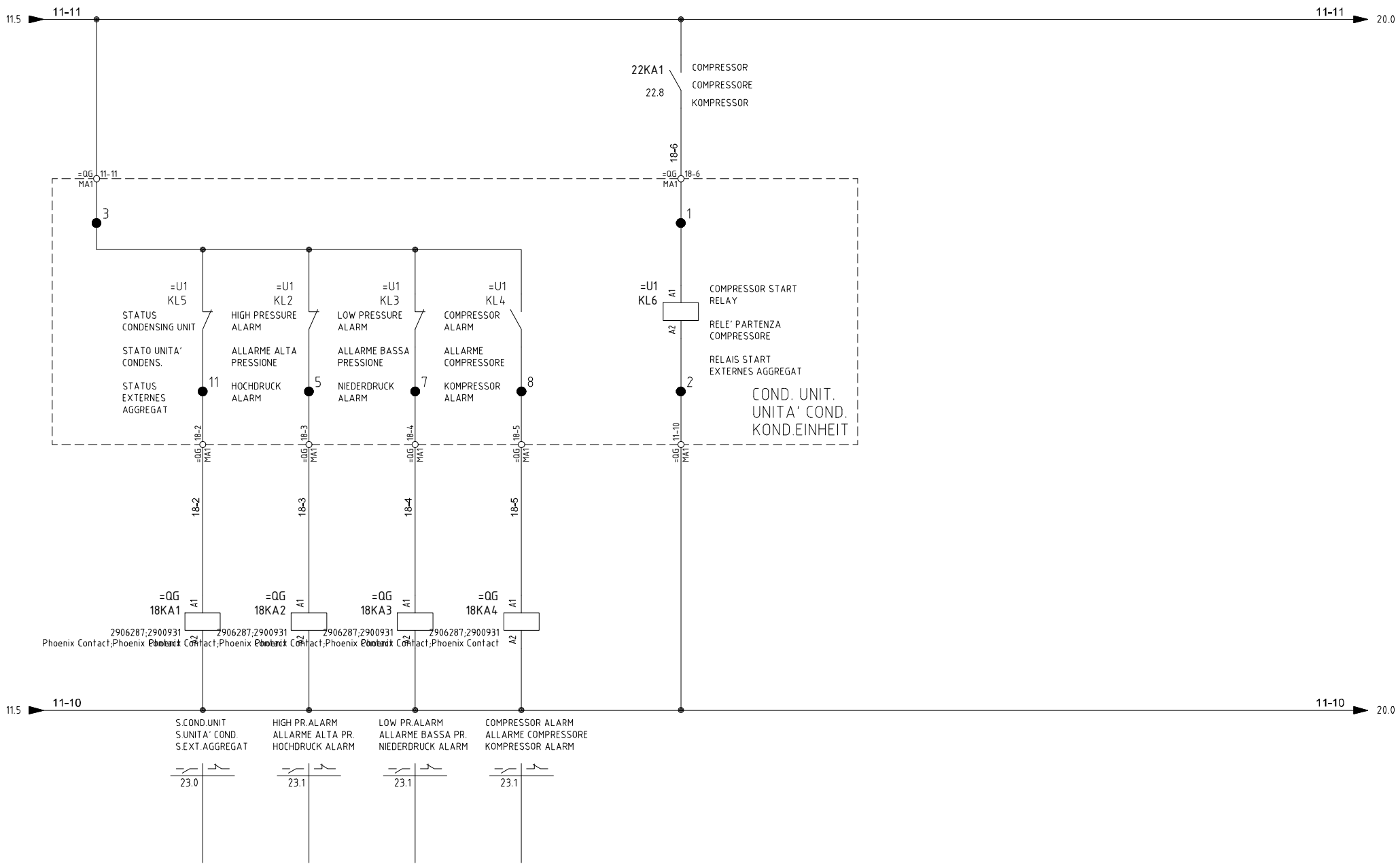

NUOVAIR
INNOVATION FOR REFRIGERATION

NUOVAIR S.R.L. - P.IVA: 04839590264
31020 San Vendemiano - Treviso - Italy
INFO@NUOVAIR.COM - WWW.NUOVAIR.COM

DATE	28/02/2023	T1 / T2
DESIGNER	M.MASO	Q.E. ABBATTITORE
CHECKED		INTERFACCIAMENTO CON UNITA' ESTERNA
APPROVED		*Comunication connection with remote cond.unit*

MAT :
COM : A0001443
FILE : A0001443.DWG

18
FG. 20
F.S.

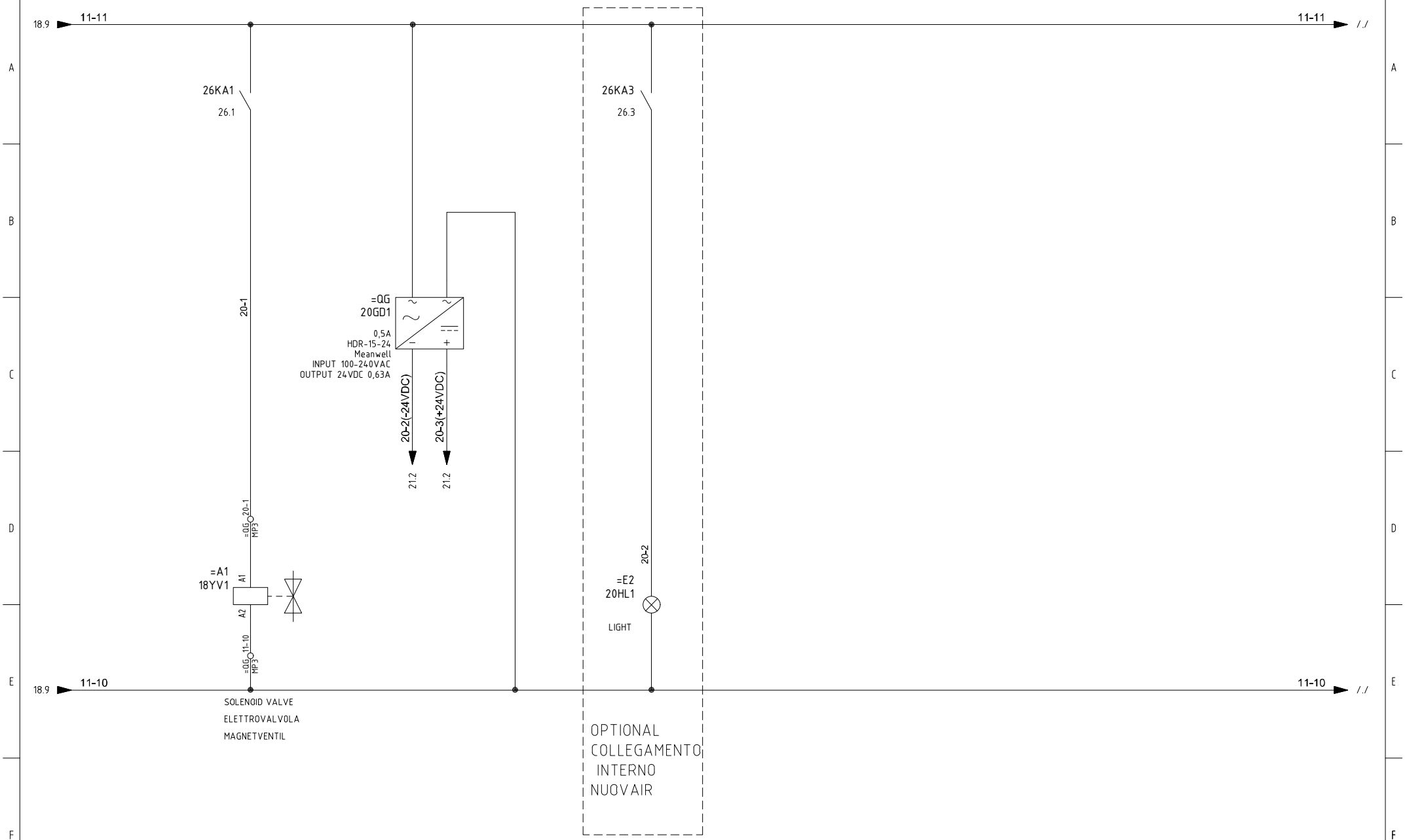

NUOVAIR
INNOVATION FOR REFRIGERATION

NUOVAIR S.R.L. - P.IVA: 04839590264
31020 San Vendemiano - Treviso - Italy
INFO@NUOVAIR.COM - WWW.NUOVAIR.COM

DATE	28/02/2023	T1 / T2
DESIGNER	M.MASO	Q.E. ABBATTITORE
CHECKED		CIRCUITO AUSILIARE SOLENOIDE
APPROVED		*Solenoid auxiliary circuit / STROMKREIS MAGNETVENTIL*

MAT :
COM : A0001443
FILE : A0001443.DWG

20
FG. 21
F.S.

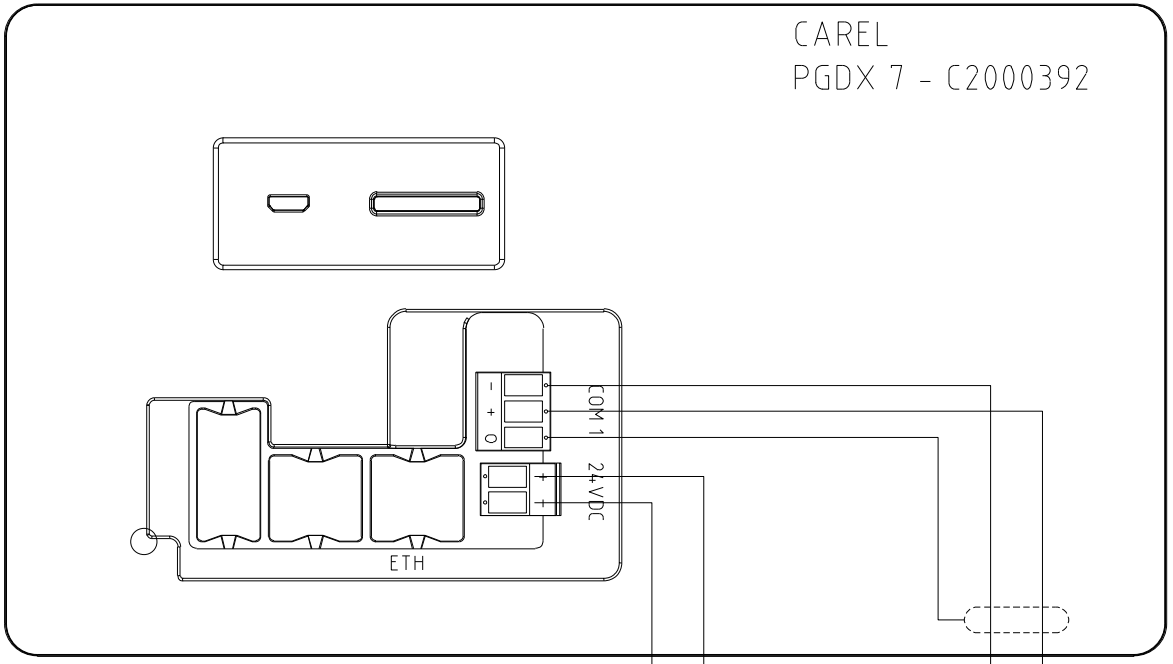

LUNGHEZZA CAVI DA USCITA
CANALA = 90cm
con calza lunghezza 75cm
intestare con puntalini isolati
cavi 1X1 RD (20-3(+) ; 20-2(-))

B1+ 22.1
B1- 22.1
to CPCO

LUNGHEZZA CAVO DA USCITA
CANALA = 90cm
Cav. FROHR16 2X0,5 sch guiana
grigia cond. nero e bianco
(fornire siglature filo B1+ e
B1- a corredo del cavo)

20.3 20-3(+24VDC) 20-3(+24VDC) ./.
20.2 20-2(-24VDC) 20-2(-24VDC) ./.

NUOVAIR
INNOVATION FOR REFRIGERATION

NUOVAIR S.R.L. - P.IVA: 04839590264
31020 San Vendemiano - Treviso - Italy
INFO@NUOVAIR.COM - WWW.NUOVAIR.COM

DATE	28/02/2023	T1 / T2	MAT :
DESIGNER	M.MASO	Q.E. ABBATTITORE	COM : A0001443
CHECKED		PANNELLO DI CONTROLLO	FILE : A0001443.DWG
APPROVED		*Touch screen / Control panel*	

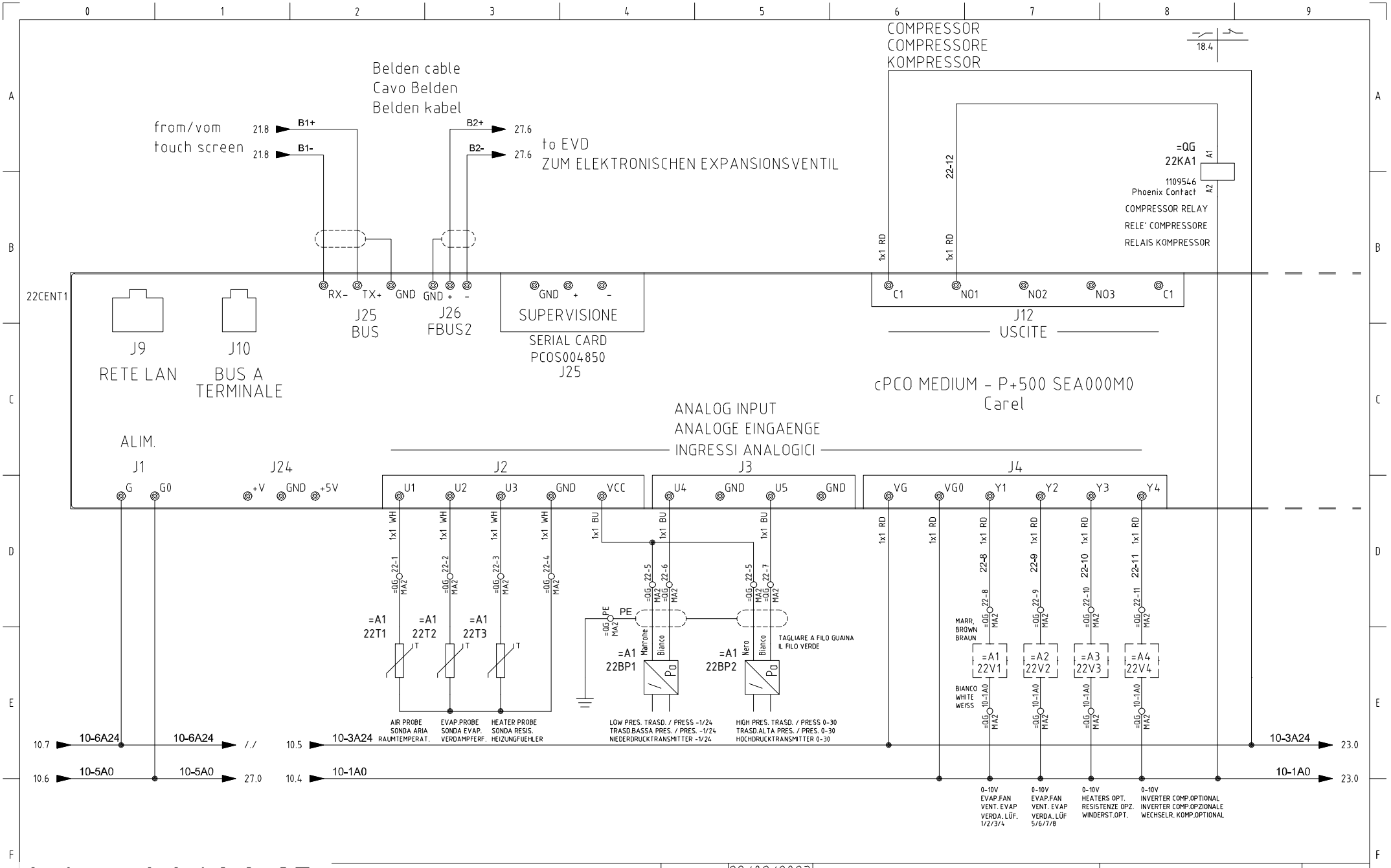

NUOVAIR
INNOVATION FOR REFRIGERATION

NUOVAIR S.R.L. - P.IVA: 04839590264
31020 San Vendemiano - Treviso - Italy
INFO@NUOVAIR.COM - WWW.NUOVAIR.COM

DATE	28/02/2023	T1 / T2
DESIGNER	M.MASO	Q.E. ABBATTITORE
CHECKED		CENTRALINA
APPROVED		*Steuergerät / Control unit*

MAT :
COM : A0001443
FILE : A0001443.DWG

22
FG. 23
F.S.

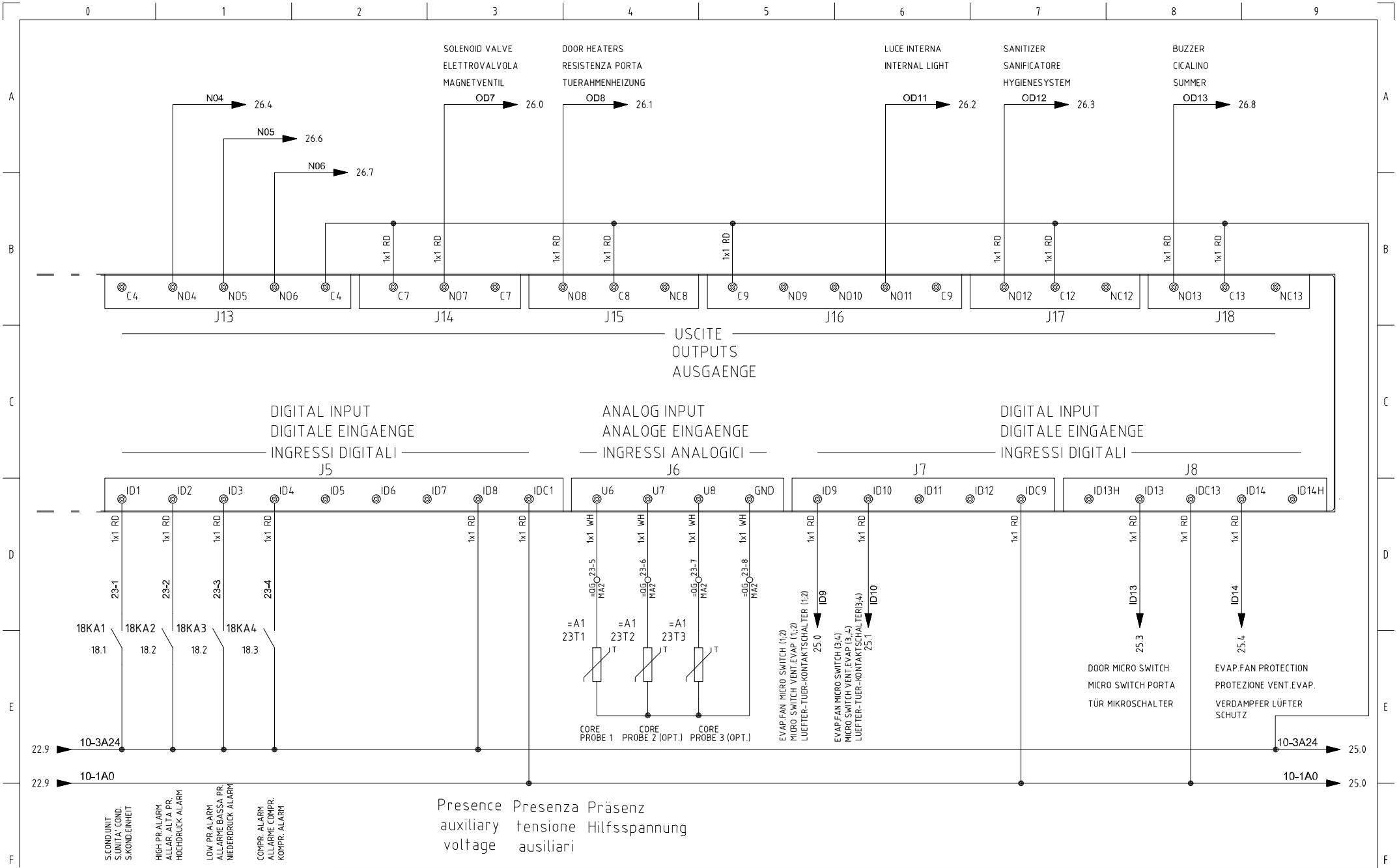

NUOVAIR
INNOVATION FOR REFRIGERATION

NUOVAIR S.R.L. - P.IVA: 04839590264
31020 San Vendemiano - Treviso - Italy
INFO@NUOVAIR.COM - WWW.NUOVAIR.COM

DATE	28/02/2023	T1 / T2
DESIGNER	M.MASO	Q.E. ABBATTITORE
CHECKED		CENTRALINA
APPROVED		*Steuergerät / Control unit*

MAT :
COM : A0001443
FILE : A0001443.DWG

23
FG. 25
F.S.

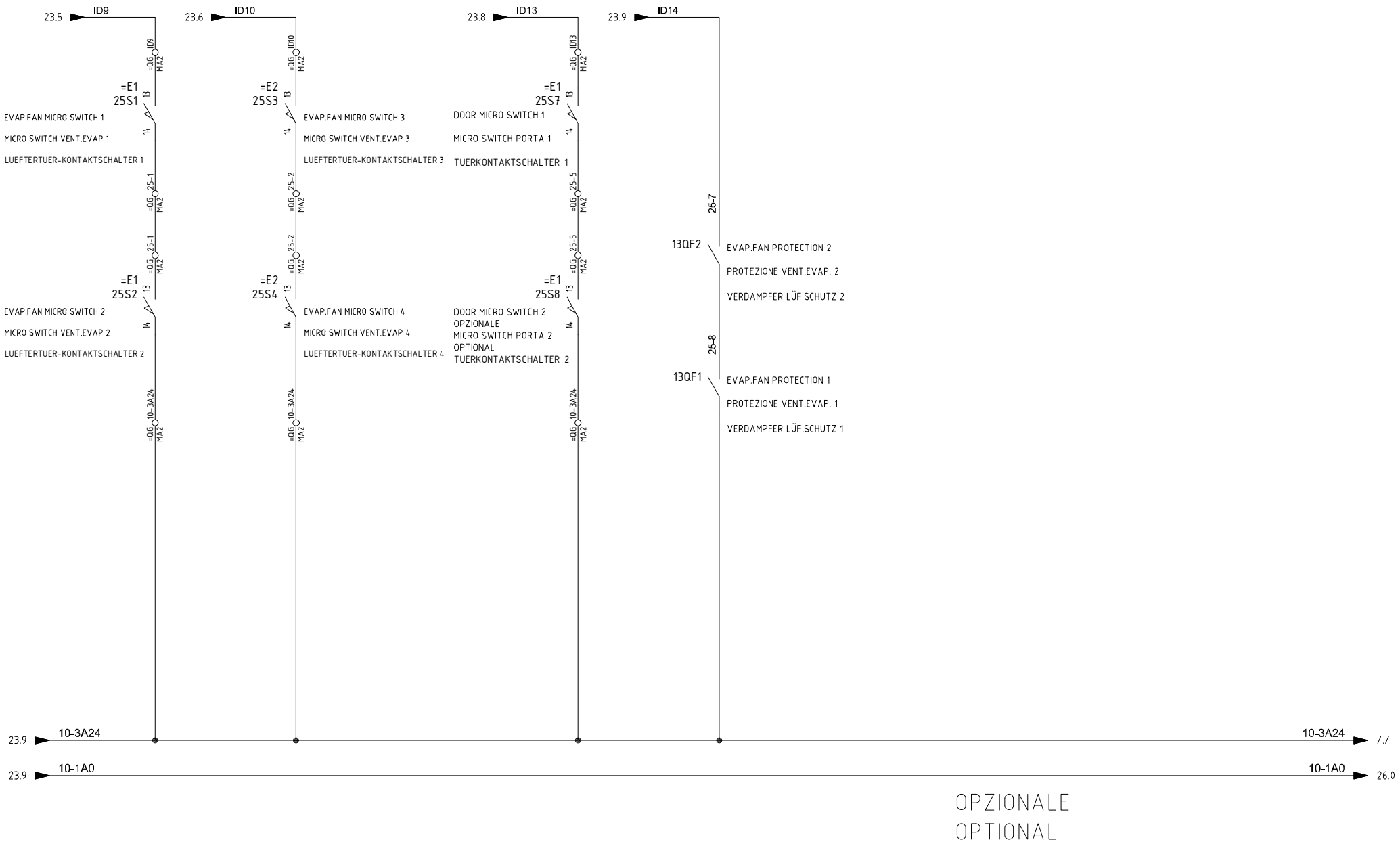

OPZIONALE
OPTIONAL

NUOVAIR
INNOVATION FOR REFRIGERATION

NUOVAIR S.R.L. - P.IVA: 04839590264
31020 San Vendemiano - Treviso - Italy
INFO@NUOVAIR.COM - WWW.NUOVAIR.COM

DATE	28/02/2023	T1 / T2 Q.E. ABBATTITORE	MAT :
DESIGNER	M.MASO		COM : A0001443
CHECKED		INGRESSI *Eingänge / Inputs*	FILE : A0001443.DWG
APPROVED			

25
FG. 26
F.S.

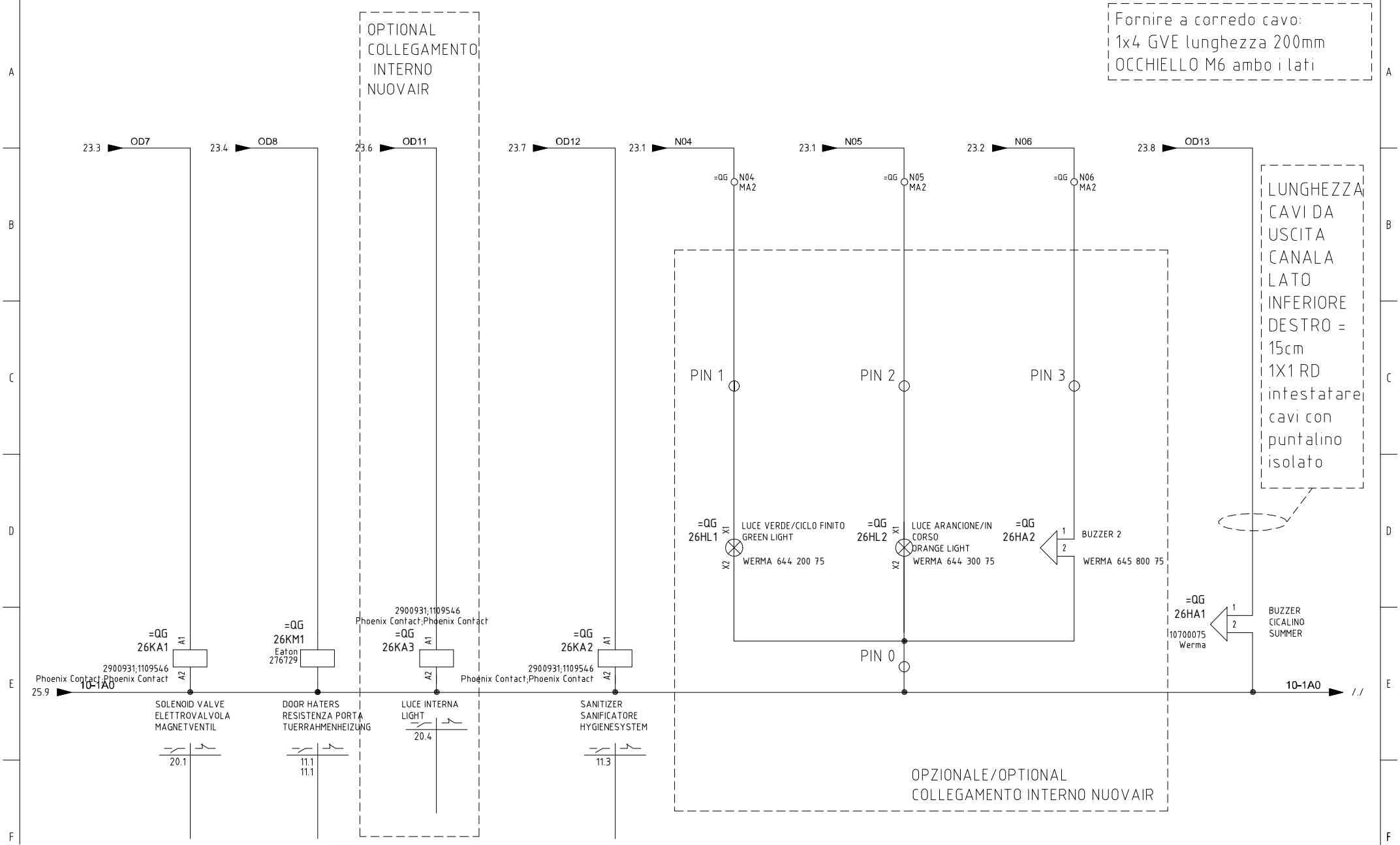

NUOVAIR
INNOVATION FOR REFRIGERATION

NUOVAIR S.R.L. - P.IVA: 04839590264
31020 San Vendemiano - Treviso - Italy
INFO@NUOVAIR.COM - WWW.NUOVAIR.COM

DATE	28/02/2023	T1 / T2
DESIGNER	M.MASO	Q.E. ABBATTITORE
CHECKED		USCITE
APPROVED		*Ausgänge / Outputs*

MAT :
COM : A0001443
FILE : A0001443.DWG

26
FG. 27
F.S.

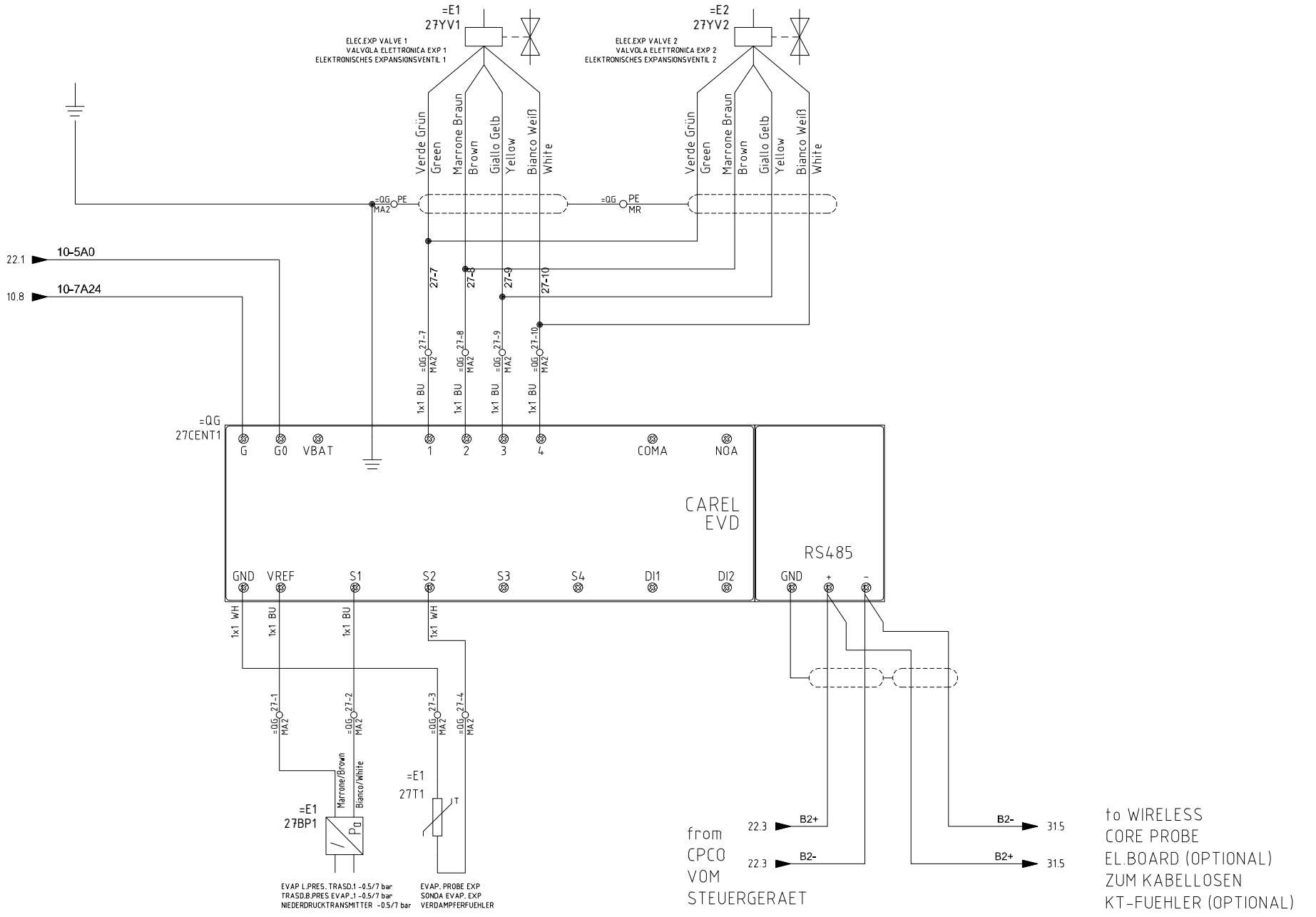

NUOVAIR
INNOVATION FOR REFRIGERATION

NUOVAIR S.R.L. - P.IVA: 04839590264
31020 San Vendemiano - Treviso - Italy
INFO@NUOVAIR.COM - WWW.NUOVAIR.COM

DATE	28/02/2023	T1 / T2	MAT :	27
DESIGNER	M.MASO	Q.E. ABBATTITORE	COM : A0001443	FG. 31
CHECKED		VALVOLA ELETTRONICA	FILE : A0001443.DWG	F.S.
APPROVED		*Elektronisches expansionsventil / Electronic valve*		

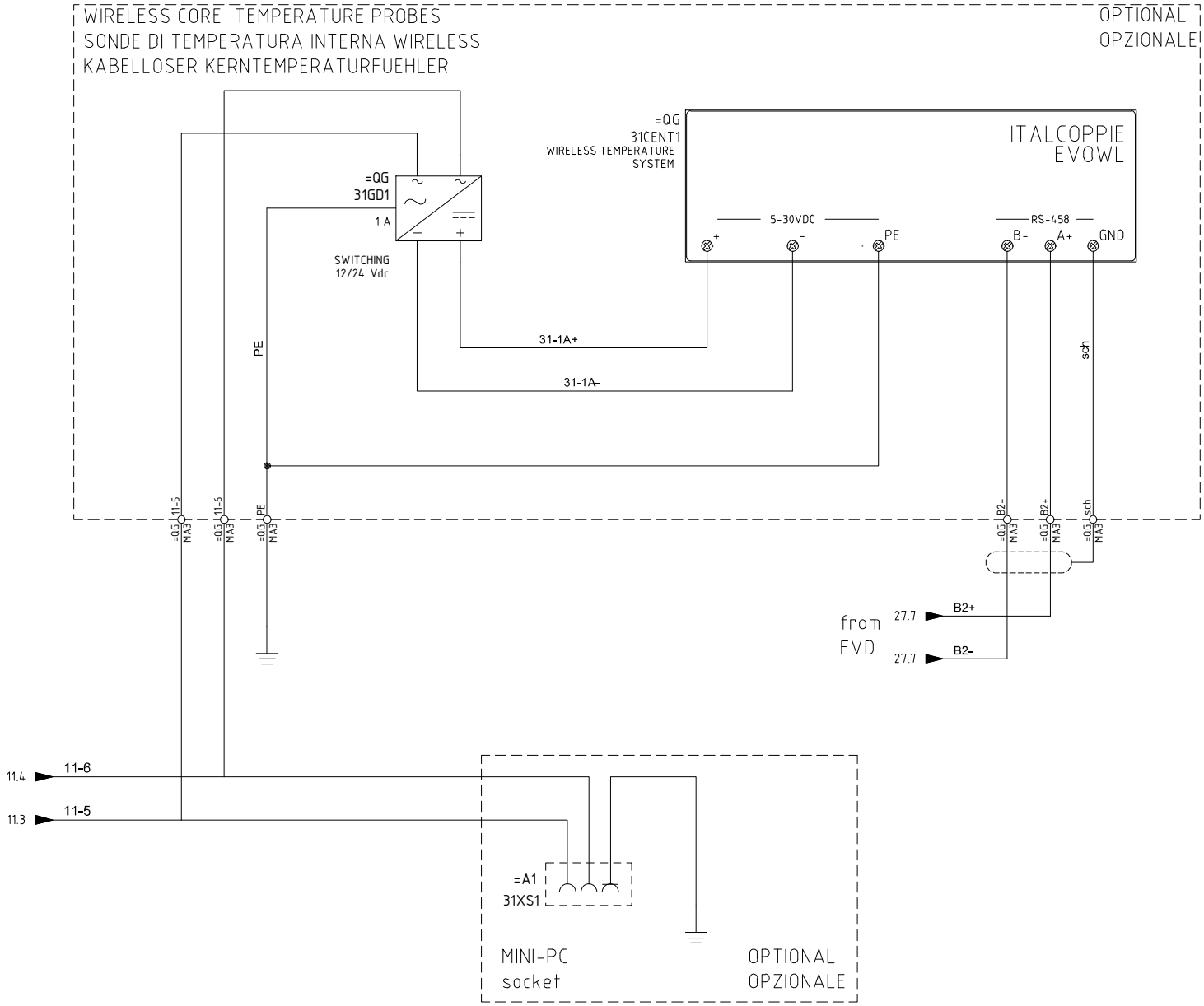

NUOVAIR
INNOVATION FOR REFRIGERATION

NUOVAIR S.R.L. - P.IVA: 04839590264
31020 San Vendemiano - Treviso - Italy
INFO@NUOVAIR.COM - WWW.NUOVAIR.COM

DATE	28/02/2023	T1 / T2
DESIGNER	M.MASO	Q.E. ABBATTITORE
CHECKED		SONDA WIRELESS
APPROVED		*Drahtlose Sonde / Wireless probe*

MAT :
COM : A0001443
FILE : A0001443.DWG

31
FG. 32
F.S.

=QG - MP1

MORSETTIERA DI POTENZA / POWER TERMINAL BLOCK / LEISTUNGSKLEMMLEISTE

N	=QG - 10QS1 - MAIN - SWITCH - HAUPTSCHALTER
L1	=QG - 10QS1 - MAIN - SWITCH - HAUPTSCHALTER
L2	=QG - 10QS1 - MAIN - SWITCH - HAUPTSCHALTER
L3	=QG - 10QS1 - MAIN - SWITCH - HAUPTSCHALTER
13-1U	=A1 - 13EV1 - EVAP.FAN 1/2 - VERDAMPFERLUEFTER 1/2
13-1V	=A1 - 13EV1 - EVAP.FAN 1/2 - VERDAMPFERLUEFTER 1/2
13-1W	=A1 - 13EV1 - EVAP.FAN 1/2 - VERDAMPFERLUEFTER 1/2
13-2U	=A2 - 13EV3 - EVAP.FAN 3/4 - VERDAMPFERLUEFTER 3/4
13-2V	=A2 - 13EV3 - EVAP.FAN 3/4 - VERDAMPFERLUEFTER 3/4
13-2W	=A2 - 13EV3 - EVAP.FAN 3/4 - VERDAMPFERLUEFTER 3/4

=QG - MP3

MORSETTIERA DI POTENZA 230V / POWER TERMINAL BLOCK 230V / LEISTUNGSKLEMMLEISTE 230 V

11-3	=A1 - 11R1 - DOOR - HEATERS - TUERRAHMENHEIZUNG
11-4	=A1 - 11R1 - DOOR - HEATERS - TUERRAHMENHEIZUNG
11-5	=A1 - 11V1 - SANITIZER - HYGIENESYSTEM
11-7	=A1 - 11V1 - SANITIZER - HYGIENESYSTEM
11-10	=A1 - 18YV1 - SOLENOID VALVE - MAGNETVENTIL
20-1	=A1 - 18YV1 - SOLENOID VALVE - MAGNETVENTIL
N04	=A1 - 26HL1 - GREEN LIGHT
N05	=A1 - 26HL2 - ORANGE LIGHT
N06	=A1 - 26HA2 - BUZEER END CYCLE

=QG - MA1

MORSETTIERA INTERFACCIAMENTO UNITA' ESTERNA

COMUNICATION CONNECTION WITH REMOTE COND.UNIT

KLEMMLEISTE STEUERLEITUNG ZUM EXTERNEN AGGREGAT

11-11	=U1 COMMOM FOR STATUS – CONDENSING UNIT – STATUS EXTERENS AGGREGAT
18-2	=U1 – KL5 – STATUS – CONDENSING UNIT – STATUS EXTERENS AGGREGAT
18-3	=U1 – KL2 – HIGH PRESSURE – ALARM – HOCHDRUCK ALARM
18-4	=U1 – KL3 – LOW PRESSURE – ALARM – NIEDERDRUCK ALARM
18-5	=U1 – K4 – COMPRESSOR – ALARM – KOMPRESSOR ALARM
18-6	=U1 – KL6 – COMPRESSOR START – RELAY – RELAIS START EXTERNES AGGREGAT
11-10	=U1 – KL6 – COMPRESSOR START – RELAY – RELAIS START EXTERNES AGGREGAT

=QG - MA2

MORSETTIERA AUSILIARI / AUXILIARY TERMINALS / HILFSKLEMMLEISTE

PE	
22-1	=A1 – 22T1 – AIR PROBE
22-2	=A1 – 22T2 – EVAPORATOR PROBE – RAUMTEMPERATURFUEHLER
22-3	=A1 – 22T3 – HEATER PROBE – HEIZUNGSFUEHLER (OPTIONAL)
22-4	=A1 – 22T3 – HEATER PROBE – HEIZUNGSFUEHLER (OPTIONAL)
PE	
PE	=A1 – 22BP1 – LOW PRES. TRANSD. – NIEDERDRUCKTRANSMITTER –1/24
22-5	=A1 – 22BP1 – LOW PRES. TRANSD – NIEDERDRUCKTRANSMITTER –1/24
22-6	=A1 – 22BP1 – LOW PRES. TRANSD. – NIEDERDRUCKTRANSMITTER –1/24
22-5	=A1 – 22BP2 – HIGH PRES. TRANSD. – HOCHDRUCKTRANSMITTER 0–30
22-7	=A1 – 22BP2 – HIGH PRES. TRANSD. – HOCHDRUCKTRANSMITTER 0–30
22-8	=A1 – 22V1 – 0..10V EVAP.FAN 1/2/3/4 – VERDAMPFERLUEFTER 1/2/3/4
10-1A0	=A1 – 22V1 – 0..10V EVAP.FAN 1/2/3/4 – VERDAMPFERLUEFTER 1/2/3/4
22-9	=A2 – 22V2 – 0..10V EVAP.FAN 5/6/7/8 – VERDAMPFERLUEFTER 5/6/7/8
10-1A0	=A2 – 22V2 – 0..10V EVAP.FAN 5/6/7/8 – VERDAMPFERLUEFTER 5/6/7/8
22-10	=A3 – 22V3 – 0..10V HEATERS OPT.– HEIZUNG OPT
10-1A0	=A3 – 22V3 – 0..10V HEATERS OPT.– HEIZUNG OPT
22-11	=A4 – 22V4 – 0..10V INVERTER COMP.OPTIONAL – (INVERTER F. KOMPRESSOR)
10-1A0	=A4 – 22V4 – 0..10V INVERTER COMP.OPTIONAL – (INVERTER F. KOMPRESSOR)
23-5	=A1 – 23T1 – CORE – PROBE 1 – KERNTEMPERATURFUEHLER 1
23-6	=A1 – 23T2 – CORE – PROBE 2 (OPT.) – KERNTEMPERATURFUEHLER 2 (OPT)
23-7	=A1 – 23T3 – CORE – PROBE 3 (OPT.) – KERNTEMPERATURFUEHLER 3 (OPT)
23-8	=A1 – 23T1 – CORE – PROBE 1 – KERNTEMPERATURFUEHLER 1
ID9	=E1 – 25S1 – EVAP.FAN MICRO SWITCH 1 – LUEFTERTUER–KONTAKTSCHALTER 1
25-1	=E1 – 25S1 – EVAP.FAN MICRO SWITCH 1 – LUEFTERTUER–KONTAKTSCHALTER 1
25-1	=E1 – 25S2 – EVAP.FAN MICRO SWITCH 2 – LUEFTERTUER–KONTAKTSCHALTER 2
10-3A24	=E1 – 25S2 – EVAP.FAN MICRO SWITCH 2 – LUEFTERTUER–KONTAKTSCHALTER 2
ID10	=E2 – 25S3 – EVAP.FAN MICRO SWITCH 3 – LUEFTERTUER–KONTAKTSCHALTER 3
25-2	=E2 – 25S3 – EVAP.FAN MICRO SWITCH 3 – LUEFTERTUER–KONTAKTSCHALTER 3
25-2	=E2 – 25S4 – EVAP.FAN MICRO SWITCH 4 – LUEFTERTUER–KONTAKTSCHALTER 4
10-3A24	=E2 – 25S4 – EVAP.FAN MICRO SWITCH 4 – LUEFTERTUER–KONTAKTSCHALTER 4
ID13	=E1 – 25S7 – DOOR MICRO SWITCH 1 – TUERKONTAKTSCHALTER 1
25-5	=E1 – 25S7 – DOOR MICRO SWITCH 1 – TUERKONTAKTSCHALTER 1
25-5	=E1 – 25S8 – DOOR MICRO SWITCH 2 – TUERKONTAKTSCHALTER 2
10-3A24	=E1 – 25S8 – DOOR MICRO SWITCH 2 – TUERKONTAKTSCHALTER 2

27-1	=E1 – 27BP1 – LOW PRES. TRASD.1 –0,5/7 bar – NIEDERDRUCKTRANSMITTER 1 –0.5/7 bar
27-2	=E1 – 27BP1 – LOW PRES. TRASD.1 –0,5/7 bar – NIEDERDRUCKTRANSMITTER 1 –0.5/7 bar
27-3	=E2 – 27T2 – EVAP. PROBE EXP 1 – VERDAMPFERFUEHLER 1
27-4	=E1 – 27T1 – EVAP. PROBE EXP 1 – VERDAMPFERFUEHLER 1
PE	=E1 – 27YV1 – ELEC.EXP VALVE 1 – ELEKTRONISCHES EXPANSIONSVENTIL 1
27-7	=E1 – 27YV1 – ELEC.EXP VALVE 1 – ELEKTRONISCHES EXPANSIONSVENTIL 1
27-8	=E1 – 27YV1 – ELEC.EXP VALVE 1 – ELEKTRONISCHES EXPANSIONSVENTIL 1
27-9	=E1 – 27YV1 – ELEC.EXP VALVE 1 – ELEKTRONISCHES EXPANSIONSVENTIL 1
27-10	=E1 – 27YV1 – ELEC.EXP VALVE 1 – ELEKTRONISCHES EXPANSIONSVENTIL 1

=QG - MA3

PREDISPOSIZIONE PER WIRELESS TEMPERATURE SYSTEM / PREDISPOSITION FOR WIRELESS TEMPERATURE SYSTEM / KLEMMLEISTE FUER SCHNURLOSEN KT-FUEHLER

11-5	⊙	=QG – 31CENT1 – WIRELESS TEMPERATURE – SYSTEM – KABELLOSER KERNTEMPERATURFUEHLER
11-6	⊙	=QG – 31CENT1 – WIRELESS TEMPERATURE – SYSTEM – KABELLOSER KERNTEMPERATURFUEHLER
PE	⊙	=QG – 31CENT1 – WIRELESS TEMPERATURE – SYSTEM – KABELLOSER KERNTEMPERATURFUEHLER
B2-	⊙	=QG – 31CENT1 – WIRELESS TEMPERATURE – SYSTEM – KABELLOSER KERNTEMPERATURFUEHLER
B2+	⊙	=QG – 31CENT1 – WIRELESS TEMPERATURE – SYSTEM – KABELLOSER KERNTEMPERATURFUEHLER
sch	⊙	=QG – 31CENT1 – WIRELESS TEMPERATURE – SYSTEM – KABELLOSER KERNTEMPERATURFUEHLER

Nome/Item	Tipo/Type	Descrizione/Description	Costruttore/Marke	Quadro/Board	Fg/Sh	Q.ta/Q.ty
10QF1	2133710	Interr. Automatico C4 2P 10Ka	ITALWEBER	=QG	10	1
10QF2	2131708	Interr. Automatico C2 1P 10Ka	ITALWEBER	=QG	10	1
10QF3	2131708	Interr. Automatico C2 1P 10Ka	ITALWEBER	=QG	10	1
10QF4	2131708	Interr. Automatico C2 1P 10Ka	ITALWEBER	=QG	10	1
10QS1	194E-A25-1753	Interruttore 25 A 0-1, 3 poli montaggio a fondo	Rockwell Automation	=QG	10	1
	194L-HE6N-175	Finitura N, 64x64 mm 0-1 per 194E / 194L	Rockwell Automation			1
	194L-G3393	Prolunga albero metallica 110...235mm per 194E-A / 194L-A	Rockwell Automation			1
	194E-A25-NP	4. polo NP per 25 A per 194E-A	Rockwell Automation			1
10T1	ZETA-TRA00002		Zago Power	=QG	10	1
10T2	ZE0000160039	Trasformatore 230-400/24 160VA	Zeta Electric	=QG	10	1
11QF1	2191121	Interr. Autom. C6 1P+N 6Ka 1 Mod.	ITALWEBER	=QG	11	1
11QF2	2191121	Interr. Autom. C6 1P+N 6Ka 1 Mod.	ITALWEBER	=QG	11	1
11QF3	2131708	Interr. Automatico C2 1P 10Ka	ITALWEBER	=QG	11	1
11S1		Comandato dalla temperatura (termostato) NC		=QG	11	1
11S2		Comandato dalla temperatura (termostato) NO		=QG	11	1
13QF1	72738	PKZM0-6,3 INTERRUTTORE PROTETTORE 6,3 A	Eaton	=QG	13	1
	82884	NHI-E-10-PKZ0 CONTATTI AUSILIARI	Eaton			1
13QF1	72738	PKZM0-6,3 INTERRUTTORE PROTETTORE 6,3 A	Eaton	=QG	17	1
	82884	NHI-E-10-PKZ0 CONTATTI AUSILIARI	Eaton			1
13QF2	72738	PKZM0-6,3 INTERRUTTORE PROTETTORE 6,3 A	Eaton	=QG	13	1
	82884	NHI-E-10-PKZ0 CONTATTI AUSILIARI	Eaton			1
13QF2	72738	PKZM0-6,3 INTERRUTTORE PROTETTORE 6,3 A	Eaton	=QG	17	1
	82884	NHI-E-10-PKZ0 CONTATTI AUSILIARI	Eaton			1
17QF1		Interruttore automatico tripolare con sganciatori di sovraccarico termico ed elettromagnetico		=QG	17	1
18KA1	2906287	PLC-RSC-230UC/21AU Relè a vite	Phoenix Contact	=QG	18	1
	2900931	RIF-1-BPT/2X21 - Prese relè	Phoenix Contact			1
18KA2	2906287	PLC-RSC-230UC/21AU Relè a vite	Phoenix Contact	=QG	18	1
	2900931	RIF-1-BPT/2X21 - Prese relè	Phoenix Contact			1
18KA3	2906287	PLC-RSC-230UC/21AU Relè a vite	Phoenix Contact	=QG	18	1
	2900931	RIF-1-BPT/2X21 - Prese relè	Phoenix Contact			1
18KA4	2906287	PLC-RSC-230UC/21AU Relè a vite	Phoenix Contact	=QG	18	1
	2900931	RIF-1-BPT/2X21 - Prese relè	Phoenix Contact			1
20GD1	HDR-15-24	Alimentatore per guida DIN, 86%, 24V, 630mA, 15.2W, Regolabile	Meanwell	=QG	20	1
21CENT1	PGDTOUCH7 - C3000277	CENTRALINA	Carel	=QG	21	1
22CENT1	cPCO MEDIUM - P+500 SEA000M0		Carel	=QG	22	1
22KA1	1109546	REL-MR-BL- 24AC/21-21 - Relè singolo	Phoenix Contact	=QG	22	1
26HA1	10700075	cicalino ottico-acustico	Werma	=QG	26	1
26HA2		Sirena		=QG	26	1
26HL1		Segnalazione luminosa		=QG	26	1

Nome/Item	Tipo/Type	Descrizione/Description	Costruttore/Marke	Quadro/Board	Fg/Sh	Q.ta/Q.ty
26HL2		Segnalazione luminosa		=QG	26	1
26KA1	2900931	RIF-1-BPT/2X21 - Prese relè	Phoenix Contact	=QG	26	1
	1109546	REL-MR-BL- 24AC/21-21 - Relè singolo	Phoenix Contact			1
26KA2	2900931	RIF-1-BPT/2X21 - Prese relè	Phoenix Contact	=QG	26	1
	1109546	REL-MR-BL- 24AC/21-21 - Relè singolo	Phoenix Contact			1
26KA3	2900931	RIF-1-BPT/2X21 - Prese relè	Phoenix Contact	=QG	26	1
	1109546	REL-MR-BL- 24AC/21-21 - Relè singolo	Phoenix Contact			1
26KM1	276729	DILM9-01(24V50/60HZ) CONT POT 4KW 1NC	Eaton	=QG	26	1
27CENT1	EVD	CENTRALINA	CAREL	=QG	27	1
31CENT1	EVOWL	CENTRALINA	ITALCOPPIE	=QG	31	1
31GD1		ALIMENTATORE		=QG	31	1
4HA1				=QG	4	1
8KM1		Bobina contattore		=QG	11	1